

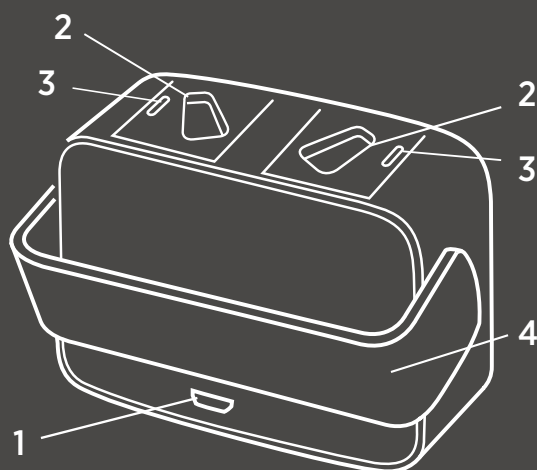
# WIDEX mRIC CHARGER

# QUICK GUIDE

WIDEX **MOMENT™**

Your new WIDEX mRIC charger detects and charges WIDEX **MOMENT** mRIC (MRR2D) hearing aids.

The charger has a charging well for each hearing aid and two light indicators that show the charging status of the hearing aids.



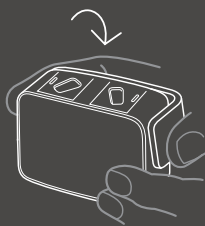
- 1. Micro USB port
- 2. Charging wells
- 3. Light indicators
- 4. Hinged cover

## HOW TO GET STARTED

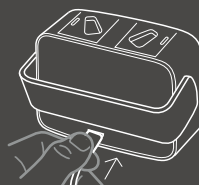
1. Grab the hinged cover on both sides and lift it upwards.



2. Pull it over towards the side with the USB port.



3. Connect the cable to the charger via the Micro USB port.



4. The light indicators flash white 5 times when the charger is connected to a power supply.



5. The charger is now ready to charge.

**WIDEX**

SOUND LIKE NO OTHER

# CHARGING INDICATORS

When the hearing aids are inserted in the charger, the light indicator turns solid yellow while detecting the hearing aid:



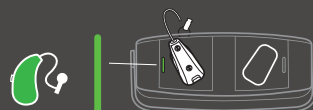
Once the charger has detected the hearing aid, charging will begin. The light indicator will flash green to indicate that the hearing aid is low on battery and less than 40% charged:








The light indicator will glow green to indicate that the hearing aid is more than 40% charged:






The light indicator will turn solid green to indicate that the hearing aid is 100% charged:



## OVERVIEW OF LIGHT INDICATORS

<b>Flashing white</b> 	The charger is connected to the power supply.
<b>Solid yellow</b> 	The charger is detecting the hearing aid.
<b>Flashing green</b> 	The hearing aid is charging, low battery less than 40%.
<b>Glowing green</b> 	The hearing aid is charging, battery more than 40%.
<b>Solid green</b> 	The hearing aid is fully charged, battery 100% charged.

<b>One indicator flashing red</b> 	An error occurred during charging, and charging has stopped.
<b>Both indicators flashing red</b> 	An error occurred during charging, and charging has stopped for both hearing aids.
<b>Flashing yellow</b> 	The temperature of the hearing aid has become too high during charging, and charging is paused.

For more information, consult the user instructions that came with your Widex mRIC charger, or see the tutorial on how to use the charger in the WIDEX **MOMENT** app.



Printed 2021-03, 9 502 5404 041 #01 / CRM01M/0321 Widex and WIDEX MOMENT are trademarks of Widex A/S. WIDEX A/S, Nymøllevej 6, DK-3540 Lyngby. Apple and the Apple logo are trademarks of Apple Inc., registered in the U.S. and other countries. App Store is a service mark of Apple Inc. Android is a trademark of Google Inc. Google Play and the Google Play logo are trademarks of Google Inc.

[WWW.WIDEX.COM](http://WWW.WIDEX.COM)



SOUND LIKE NO OTHER